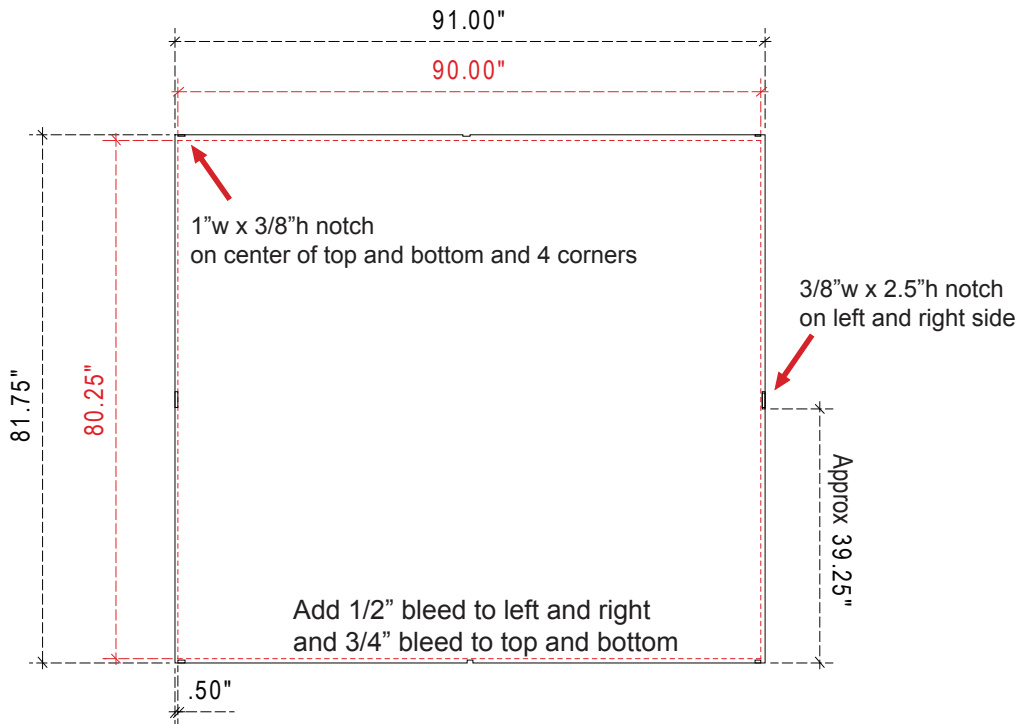


NOTE: Graphic files must be @ 150 dpi Finished Size.
DO NOT send Flattened Files. Production can not manipulate
the content, proportion or color of these files.

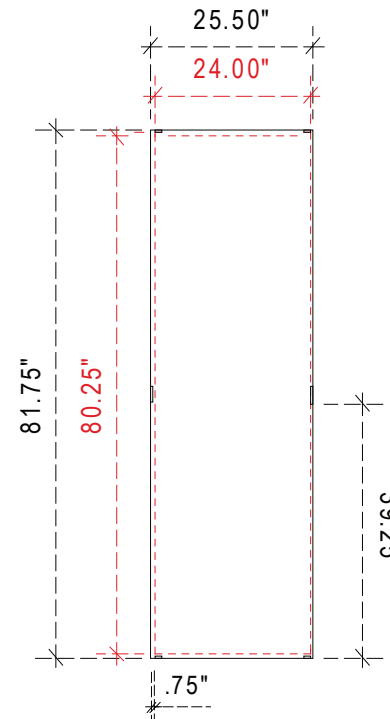
Backwall Tension Fabric Graphic (Included)



Finished Size: 91"w x 81.75"h
Live Area: 90"w x 80.25"h

Sew 1/2" hook Velcro into **front perimeter**

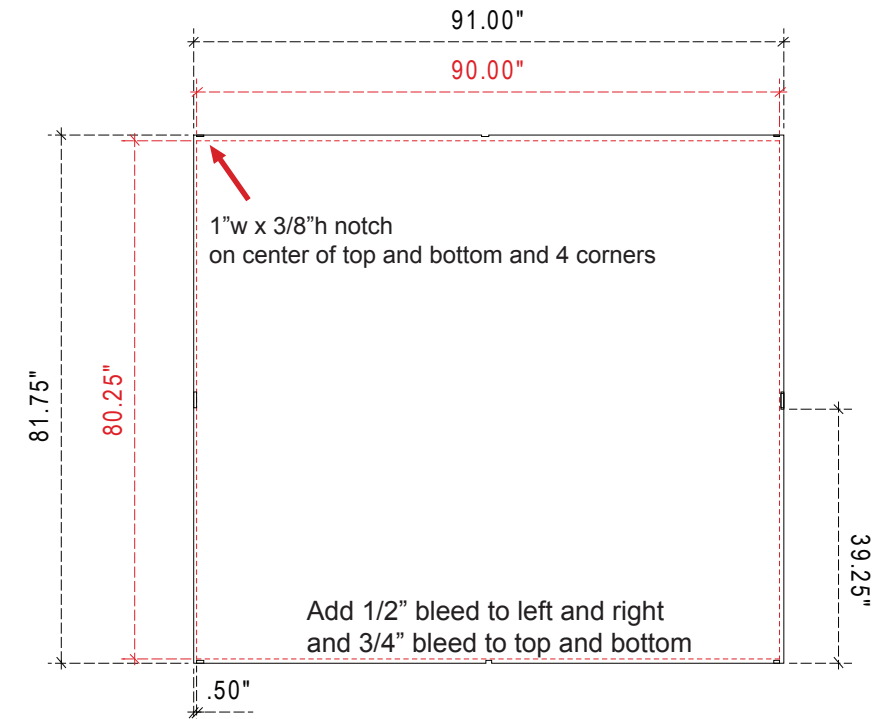
Banner Section Graphic (Included)



Finished Size: 25.5"w x 81.75"h
Live Area: 24"w x 80.25"h

Sew 1/2" hook Velcro into **front perimeter**

Backwall Large Section Graphic (Included)

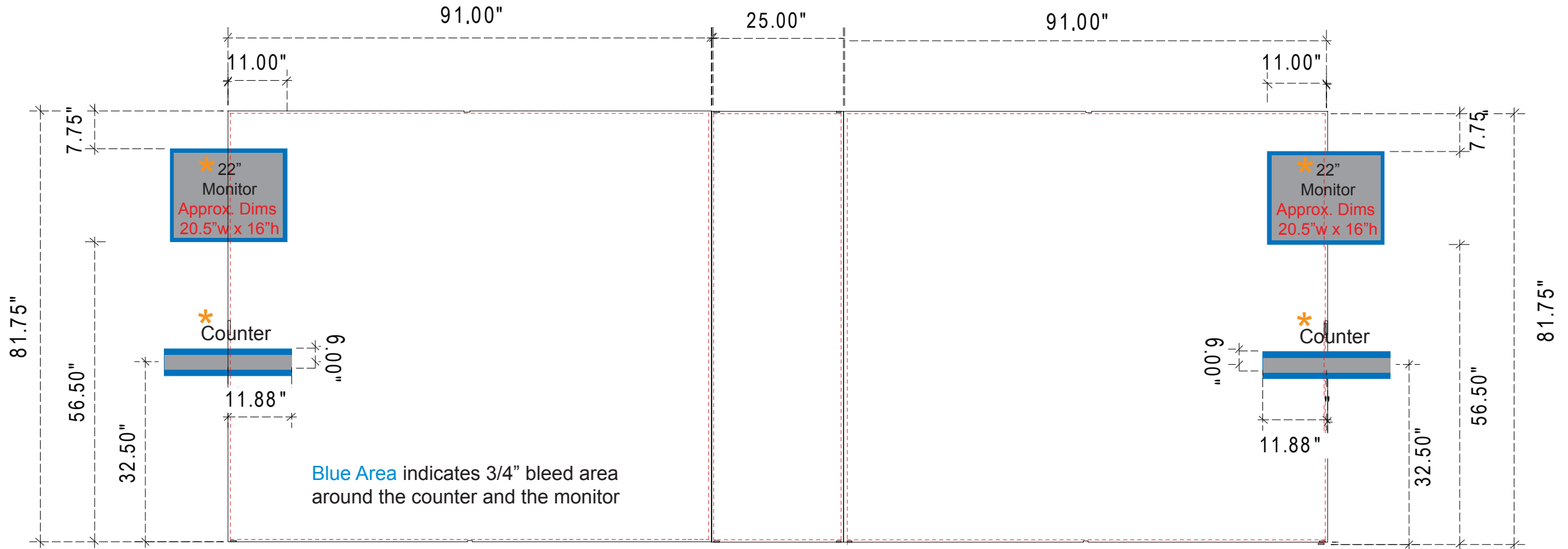


Finished Size: 91"w x 81.75"h
Live Area: 90"w x 80.25"h

Sew 1/2" hook Velcro into **front perimeter**

NOTE: These dimensions are for graphic layout purposes.
Graphic needs to be cut and test fitted to Sacagawea frame.

NOTE: Graphic files must be @ 150 dpi Finished Size.
DO NOT send Flattened Files. Production can not manipulate
the content, proportion or color of these files.



NOTE: When adding Monitors and Counters to the Sacagawea unit, portions of the graphic will be covered.
Please design graphic layout according to suggested locations.
-See Header Graphic Dims for header locations.*

NOTE: These dimensions are for graphic layout purposes.
Graphic needs to be cut and test fitted to Sacagawea frame.

NOTE: Graphic files must be @ 150 dpi Finished Size.
DO NOT send Flattened Files. Production can not manipulate
the content, proportion or color of these files.

Single Sided: NO

Double Sided: YES

Fabric Option

Knit 9

Unprinted Twill

Print/Cut Size

117" (w) X 38" (h)

116.5" (w) X 37.5" (h)

Final Size

116" (w) X 19" (h)

115.5" (w) X 18.75" (h)

Zipper Length

115.5"

115.5"

Sewing Instructions:

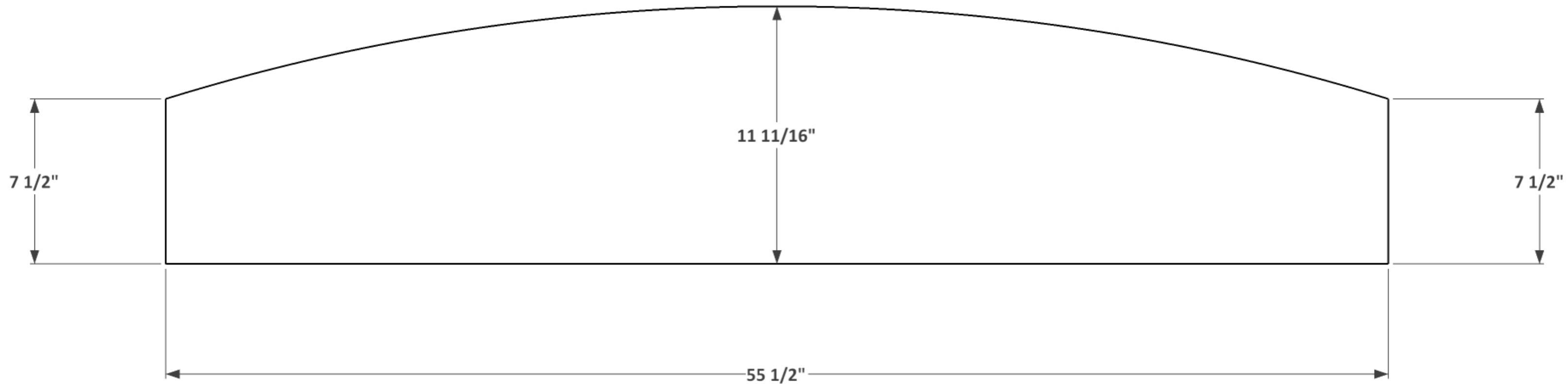
Zipper sewn across top.

Seam sides using a 1/2" seam.

Test hang on frame.

NOTE: These dimensions are for graphic layout purposes.
Graphic needs to be cut and test fitted to Sacagawea frame.

Product Name: VK-2107
Process: See Below
Material: See Below
Effective Date: 09/20/13

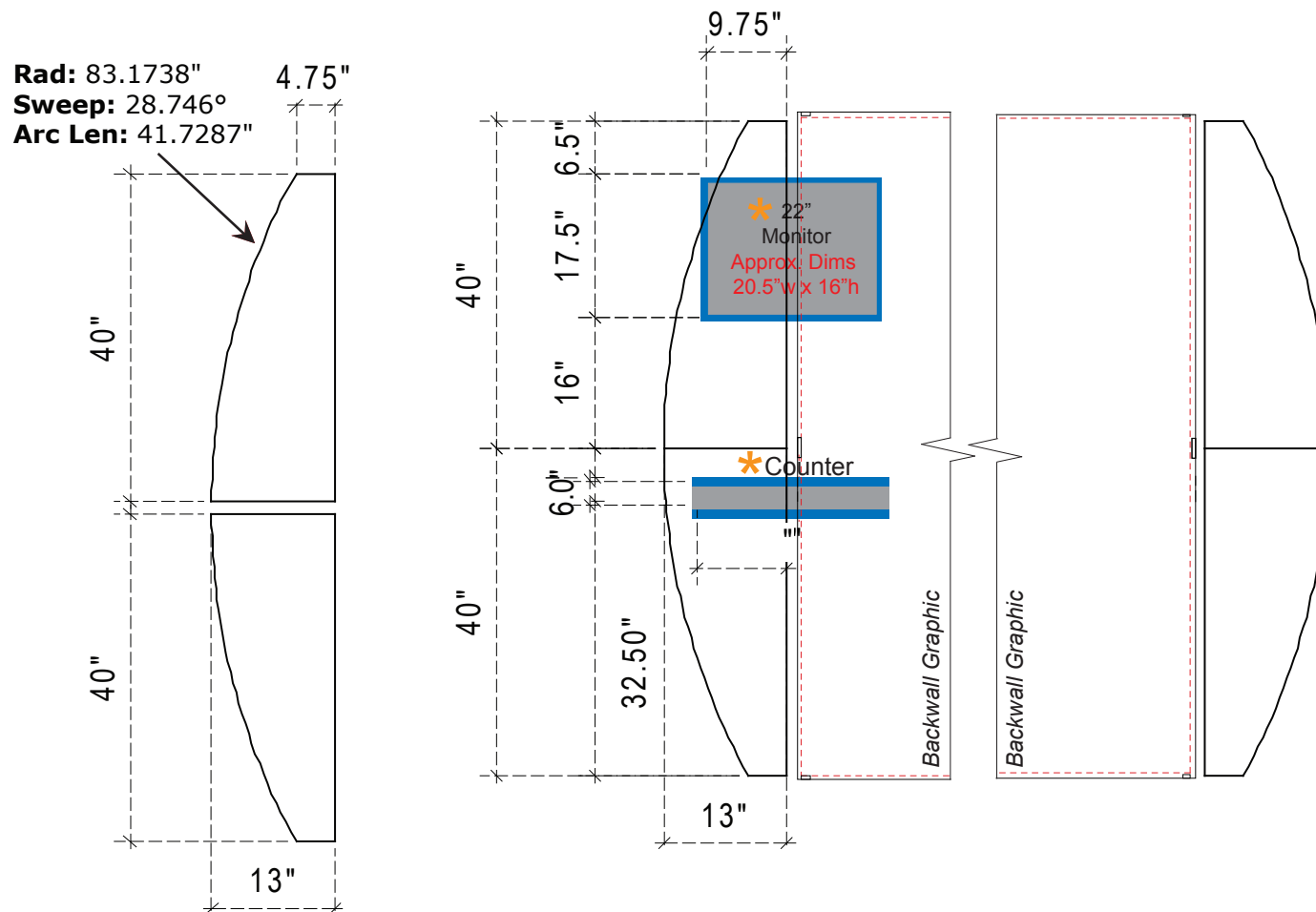


NOTE: Graphic files must be @ 150 dpi Finished Size.
DO NOT send Flattened Files. Production can not manipulate the content, proportion or color of these files.

A small portion of your graphic(s) may be hidden by monitor and counter. Please use these diagrams to position your graphics correctly.

Convex Wing for T-Series


20' Unit includes (2) Bottom Panels and (2) Upper Panels



NOTE: These dimensions are for graphic layout purposes.
Graphic needs to be cut and test fitted to Sacagawea frame.



Graphic Template
Large Curved Counter - 1/4" & 1/8" Sintra Graphics

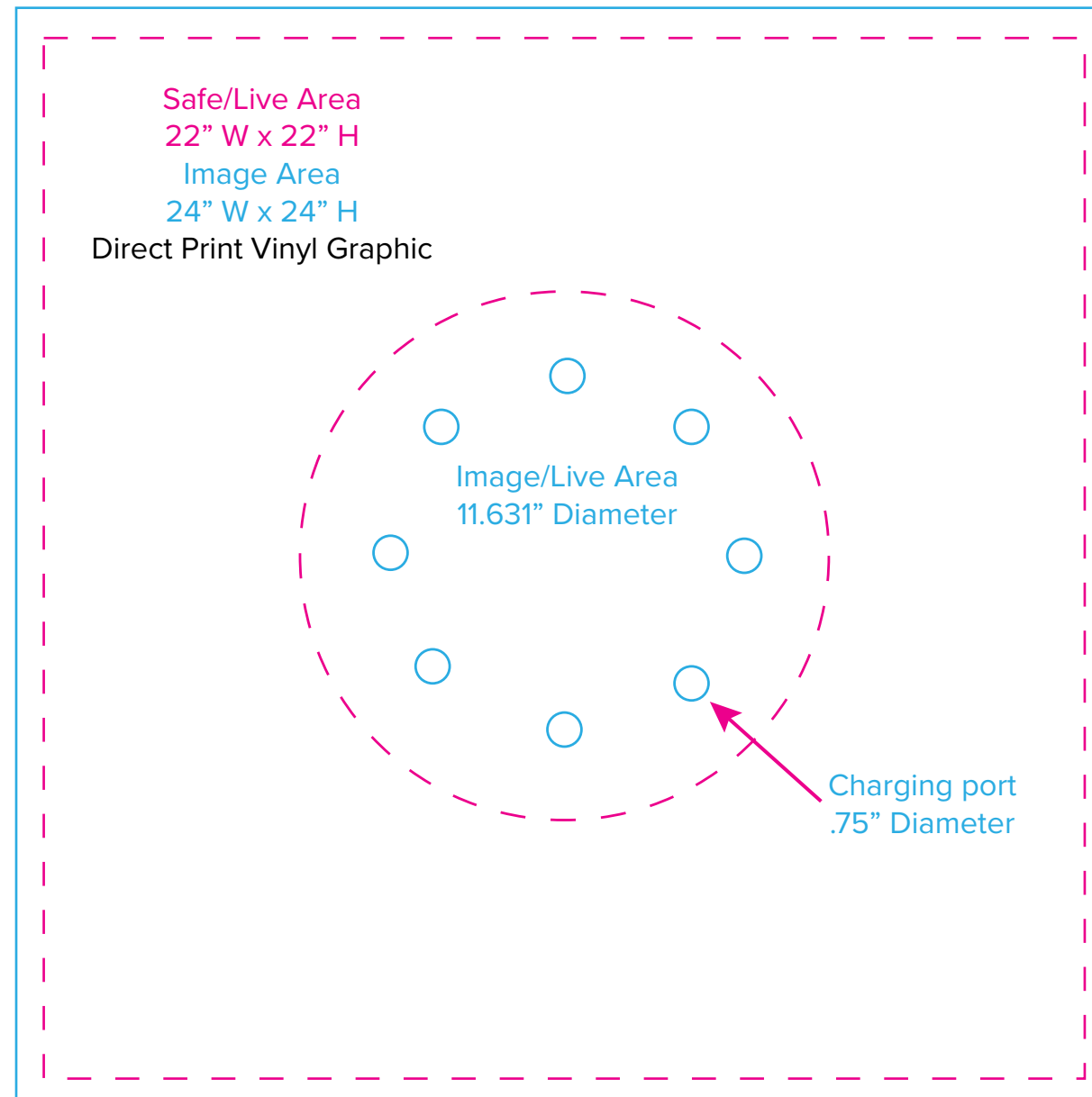



1/4" of graphic perimeter is hidden by extrusion

NOTE: All Raster Art (jpg, tiff,psd, png, etc.) must be at least 100 dpi at print size.
Standard kits are often customized. Please check with Customer Service to ensure that this template matches your specific job.

Graphic Template End Table Charging Station – Direct Print Vinyl Graphic

Graphics NOT included in base price. Please request pricing.



NOTE: All Raster Art (jpg, tiff,psd, png, etc.) must be at least 100 dpi at print size.
Standard kits are often customized. Please check with Customer Service to ensure that this template matches your specific job.